



Dairy Fix

2024

Permacolour Dairy Fix is a fine, fast setting, high strength, trowel-able cement based plaster coating. This product has been specifically developed for repairing and resurfacing damaged concrete surfaces in dairy sheds and is suitable for use in temperatures between 5 degrees and 28 degrees.



Dairy Fix

DESCRIPTION

Permacolour Dairy Fix is a fine, fast setting, high strength, trowel-able cement based plaster coating.

PURPOSE

Permacolour Dairy Fix has been especially developed for repairing and resurfacing damaged concrete surfaces in dairy sheds and performs optimally at temperatures between 5 degrees and 28 degrees.

Other Uses:

- Rain damaged floors
- Patch repairs to concrete
- Flushing Blocks
- Skimming foundation bases

SPECIFYING

Apply Permacolour Dairy Fix to cement surfaces, by steel trowel all in accordance with the manufacturers technical specifications.

SURFACE PREPARATION

- The concrete surface must be thoroughly cleaned with Permacolour Concentrated Concrete Cleaner, diluted 1 volume cleaner with 20 volumes of water.
- Pre-dampen the surface prior to applying the cleaning mixture which must be scrubbed into the surface using a hard broom.
- Use a water blaster to remove the cleaner together with any loose material from the concrete surface.
- Allow to dry and then prime the surface using a solution of 1 part Permacolour Activator and 1 part water. Application of the activator solution is best by spray method as it should be applied evenly, avoiding puddles on the surface.
- Dairy Fix is ready to apply once the Activator has changed colour and now has a slight blue hue to it.

MIXING

- Mix Permacolour Activator with water at the rate of 1 part activator and 1 part water.

- Add 4 litres of the diluted activator to a 20 litre plastic bucket. Then slowly add 20kg of the Permacolour Dairy Fix powder, whilst stirring with a drill mixer for 3 minutes.
- Allow to stand for 5 minutes and then remix. If required, add additional diluted activator to the mix until a thick creamy mixture is achieved.

WEATHER

Do not apply to exterior surfaces if rain is expected or if temperature is below 5 degrees.

APPLICATION

- Ensure that the primed Activator surface remains dry prior to applying the Dairy Fix mixture.
- Badly damaged areas/holes exceeding 10mm should be filled first and allowed time to dry before applying the final surface coat.
- Extremely porous surfaces may require the application of a slurry coat comprising a mix of Dairy Fix powder and diluted Activator, brought to a pourable/soup like consistency. Apply with a soft broom and allow to dry before applying the final Dairy Fix coat.
- Apply the mixed Activator and Dairy Fix to the surface of the concrete using a steel trowel and re-trowel until the plaster firms up, creating a reasonably smooth surface.
- It is advisable in wet areas to broom or texture roll the surface to provide a non-slip finish.

COLOURS

Permacolour Dairy Fix comes in a standard grey only.

SEALING

- After 36 hours following the application apply Permacolour KS500, which will harden and densify the concrete. This penetrating agent will minimise the damage caused by harsh cleaning agents and other chemicals used in cow shed environments. Apply liberally by brush or spray until a saturated state is achieved.

PRODUCT INFORMATION SHEET

- After 24 hours apply Permacolour Repel SS by broom or spray. This penetrating sealer reduces the absorption of moisture and dirt and significantly reduces cleaning time.

For further information on sealing, please refer to their individual data sheets.

CURING

Permacolour Dairy Fix is extremely fast setting in cool conditions, however setting will be retarded at lower temperatures. Avoid movement of heavy machinery. Access to completed work areas as follows:

- Pedestrian Traffic after 4-5 hours at 12 degrees.
- Stock traffic after 7 days.
- Heavy Machinery after 3 weeks.

COVERAGE

Dairy Fix: 5-6 squares per 20kg bag at 3-4mm thick.

KS500: 5 square metres per litre of KS500.

Repel SS: 5 square metres per litre of Repel SS.

PACKAGING:

Dairy Fix: 20kg non-returnable paper bags.

KS500: 2 litre, 5 litre, 20 litre and 200 litre plastic containers.

Repel SS: 2 litre, 5 litre, 20 litre and 200 litre plastic containers.

SHELF LIFE:

Dairy Fix: Can be stored in a dry shed off the floor on wooden slats for four months.

KS500: 12 months in unopened containers, protected from direct heat and sunlight.




Repel SS: 12 month in unopened containers, protected from direct heat and sunlight.

DISCLAIMER

Whilst any information contained herein is true, accurate and represents our best knowledge and experience, no warranty is given or implied with any recommendations made by us, our representatives or distributors, as the conditions of use and the competence of any labour involved in the application are beyond our control. As all Permacolour's technical data sheets are updated on a regular basis, it is the users responsibility to obtain the most recent issue.

CONDITIONS OF SALE

The material is guaranteed to be of standard quality and to conform to our published specifications. Since we have no control over use and application of this material, nor the areas to which it is applied, we disclaim any and all responsibility or warranties, expressed or implied, in connection with its' use, handling and storage or the results obtained; as well as any injury, damage of any nature whatsoever , resulting from its uses'.



MANUFACTURERS AND SUPPLIERS OF

BLACK AND COLOURED IRON OXIDES

POWDER
GRANULAR
LIQUID COLOUR

FLOOR COATINGS

OVERLAY
CEMCOTE
COLOUR HARDENER
CHEMICAL STAIN
MICRO TOPPING

WALL COATINGS

CEMPAINT
MICRO COLOUR
FIBRECOTE
DECOCRETE

CONCRETE ADMIXTURES

ACTIVATOR

SEALERS

SOLVENT
EPOXY
URETHANE
WATER BASED
LOW ODOUR
MATTING AGENTS
TINTED SEALERS
DENSIFIERS
SILICONE BASED

STAMPED CONCRETE MATS

SEAMLESS
TIMBER
SLEEPER
STONE & BLOCK PATTERNS
STENCILS

ADDITIVES

WATERPROOFING
PLASTICIZING AGENTS
FIBRES
ACCELERATORS
HARDENERS
EFFLORESCENCE CONTROL AGENTS

ANTISLIP ADDITIVES

GLASS GRIT
SLIP REDUCER

CONCRETE TOOLS

TROWELS
SCREEDS
FLOATS
BROOMS
ROLLERS
CONFORM BOXING
SAFETY NETS
ELECTRIC & PUMP SPRAYERS
GRINDING AND CUTTING DISCS

EQUIPMENT HIRE

GRINDER
VACUUM

SAFETY GEAR

HI VIZ VESTS AND JACKETS
SAFETY BOOTS
GLASSES

HEAD OFFICE 42a Egmont Road, Waiwhakaiho, New Plymouth, 4312

06 755 3320, info@permacolour.co.nz

FREEPHONE 0508 444 555

AUCKLAND WAREHOUSE 333 East Tamaki Road, Auckland, 2013

09 272 8444, auckland@permacolour.co.nz

FREEPHONE 0508 666 777

CHRISTCHURCH OFFICE 23 Watts Road, Sockburn, Christchurch

PO Box 39148, Harewood, Christchurch

03 358 9669, christchurch@permacolour.co.nz

New Zealand Decorative Concrete Supplies

is a private company, 100% New Zealand owned and operated, providing the highest quality products and service in the decorative concrete industry!